


**Applecross
Cricket
Club**

**Year Book
1994/95**

Based
at Shirley
Strickland
Reserve

P.O. Box 405
Applecross
6153



Well the 1994/95 cricket season curtain has fallen on a very successful season for the Applecross Cricket Club.

For the first time in its short history the Club has played off in the First Grade finals, also in the year of the Club's 20th birthday. All the sides finished in the top six. Three of our sides missed out on finals due to only one thing, inconsistency with the cricket bat.

Most of the Club played in a higher grade this year after last year having our 7th, 8th and 9th grade sides promoted to the next grade.

This year was the hardest year financially in my term as president. Due to the Applecross Football Club folding and changes within the Club the Club must find an extra \$4,000 per year just to break even. To raise this money the Club can do two things; organise additional fundraising events (which no one likes to get involved with) or increase the annual subscriptions. From a business and management point of view the later is the correct way for the Club to enter the 1995/96 season.

For the Club to operate each year it takes a lot of work from a lot of dedicated people. Firstly I would like to thank Lorraine for her efforts feeding the army of hungry stomachs, all captains who gave a commitment to a stepping stone year, thank you all. To Stuart Rankin, Brian Bilton and Val Steenholdt for coordinating and controlling training. Its never easy especially on selection weeks, when you have 60 people training. To my committee some major decisions were made this year. Looking back we got it 80% correct though there is room for improvement. Special thanks to Rob Pulley, Steve Doble and Angus Castley, three first year committee members.

To our Club sponsors, thank you all very much, without your support the Club would struggle.

At the start of the year the Club sent out a letter to all members stating a number of things, the new coach Stuart Rankin, the new A grade captain Brian Bilton, when pre season started and to give all members the opportunity to get down to pre season early to make your impression on the new captain and coach. Because of the new leadership it gave all members a fantastic opportunity. Brad Favas took his opportunity, he went from the 4th eleven to the 1st eleven and taking his career best 33 wickets in a season. It's amazing what a good pre season can do, we should take a leaf out of his book. Well done Brad !

Next season will be a challenge. As a Club we must recruit 10 more players from all avenues to ensure the Club is strong for the future.

I look forward to seeing you all at pre season in early August 1995. Have a safe and Red/Black winter.

Applecross Cricket Club - Sponsors

Cheap Foods And Liquor - Canning Bridge
Zapata's Restaurant
Carousel Cinemas
Amarula Cream
Skiers Cafe
Pleasant Meats
Carlton United Breweries
Hospital Benefit Fund of WA
Meulemans Sports
Applecross Pizza Bar
Redback Beer
Applecross Video
Hampton Road News
Melville Sports Centre
Club Rumours
Sandalford Wines
Leopold Hotel
Philips
Summit Realty Mt Pleasant

Committee 1994/95

President: Russell Kingdon
Vice President: Andrew Sproul
Treasurer: Burt Baetsen
Secretary: Doug Stirling
Committee: Rob Pulley
Steve Doble
Angus Castley
Brad Favas

Life Membership - Russell Kingdon

One of the major highlights of the season was the Club bestowing Life Membership of the Applecross Cricket Club on Russell Kingdon.

Russell now joins the elite group of Charles Eadon Clarke (jnr), Jack Gregan, Peter Hewitt, Dave Wells, Val Steenholdt and Steve Melville as Life Members of The Applecross Cricket Club.

Russell joined the club in 1983 as an 18 year old and in those 12 seasons has been a great contributor in three significant areas of club life, on field performance, administration and socially.


Russell has played 138 games for the club and has scored almost 2100 runs. According to the club history he has also taken over 74 catches. Russell has played at many levels of the Club but probably played his most significant and successful cricket in the 1994/95 season where he played the majority of the season in the 3rd Grade side, scoring over 200 runs in the season.

It is without doubt that it is in the administration of the club that Russell's contribution has been most profound. The club's first 'A' Grade finals appearance, sound financial position, large membership and active social atmosphere are all testament to Russell's leadership and organisational abilities. Russell has been President of the club for the last five years plus other Executive positions in earlier years.

Russell has also been a focal point for much of the social activities of club. Houses that Russell has lived in at Fionn Court, Bedford Road and now Edgar Way have all provided the venue for many of the club's more memorable off field events.

Life Membership was awarded to Russell at this year's Wind Up and following speeches from Andrew Sproul and Richard Mulrone, Russell was presented with a Life Membership Silver Tankard together with a caricature of the 'Big Russ'.

The club is proud to honour Russell Kingdon with Life Membership.



Russell Kingdon - Life
Member Applecross Cricket
Club

| |
|------------------------------|
| 1994/95 Award Winners |
|------------------------------|

1st XI - 1st Grade

| | | |
|----------------------|--------------------------------|----------|
| Best and Fairest | Rob Pulley/Stefan Perer | |
| Batting Average | Stefan Perer | 43.69 |
| Bowling Average | Brad Favas | 18.36 |
| Fielding | Brian Bilton/ Mike Kapiteyn | |
| Batting Aggregate | Stefan Perer | 568 runs |
| Bowling Aggregate | Brad Favas | 33 wkts |
| Player of the Finals | Ian Williamson | |

2nd XI - 3rd Grade

| | | |
|-------------------|----------------------------|----------|
| Best and Fairest | Gordon Webster/Kevin Miles | |
| Batting Average | Gordon Webster | 47.40 |
| Bowling Average | Ian Williamson | 8.70 |
| Fielding | Ben Kingston | |
| Batting Aggregate | Kevin Miles | 337 runs |
| Bowling Aggregate | Val Steenholdt | 32 wkts |

3rd XI - 6th Grade

| | | |
|-------------------|------------------|----------|
| Best and Fairest | Al Field | |
| Batting Average | Greg Pennefather | 33.11 |
| Bowling Average | Al Field | 14.14 |
| Fielding | Jason Markwart | |
| Batting Aggregate | Greg Pennefather | 298 runs |
| Bowling Aggregate | Al Field | 22 wkts |

4th XI - 7th Grade

| | | |
|----------------------|--------------------|----------|
| Best and Fairest | Des Carruthers | |
| Batting Average | Greg Harrison-Ward | 46.40 |
| Bowling Average | Stuart Rankin | 8.63 |
| Fielding | Des Carruthers | |
| Batting Aggregate | Greg Harrison-Ward | 320 runs |
| Bowling Aggregate | Stuart Rankin | 19 wkts |
| Player of the Finals | John Scarff | |

| |
|------------------------------|
| 1994/95 Award Winners |
|------------------------------|

5th XI - 8th Grade

| | | |
|-------------------|---------------|----------|
| Best and Fairest | Glen Wright | |
| Batting Average | Tyrone Murphy | 34.72 |
| Bowling Average | Steve Doble | 11.34 |
| Fielding | Dale Tribbeck | |
| Batting Aggregate | Tyrone Murphy | 382 runs |
| Bowling Aggregate | Steve Doble | 41 wkts |

6th XI - 9th Grade

| | | |
|----------------------|--------------------------------------|----------|
| Best and Fairest | Brendon Tribbeck | |
| Batting Average | Brendon Tribbeck | 52.60 |
| Bowling Average | Brendon Tribbeck | 14.50 |
| Fielding | Gordon MacPherson/ Craig Campbell | |
| Batting Aggregate | Brendon Tribbeck | 526 runs |
| Bowling Aggregate | Brendon Tribbeck | 16 wkts |
| Player of Finals | Sam Morley | |
| Most Economic Bowler | Mark Smith | 2.35/ov |

Perpetual Trophies

| | |
|----------------------------|------------------------|
| Best All Round Cricketer | Brian Bilton |
| Best Clubman | Russell Kingdon |
| Most Improved | Brad Favas |
| Best Future Prospect | Scott Thompson |
| President's Trophy | George & Carole Prince |
| Most Determined to Succeed | Garry Leask |
| Best First Year Player | Shane Berzinski |
| Aubrey King Medallion | Greg Oldfield |
| Woodduck | Al Field |

100 Games

Ken Mc Pherson played his 100th game for the club in the 1994/95 season.

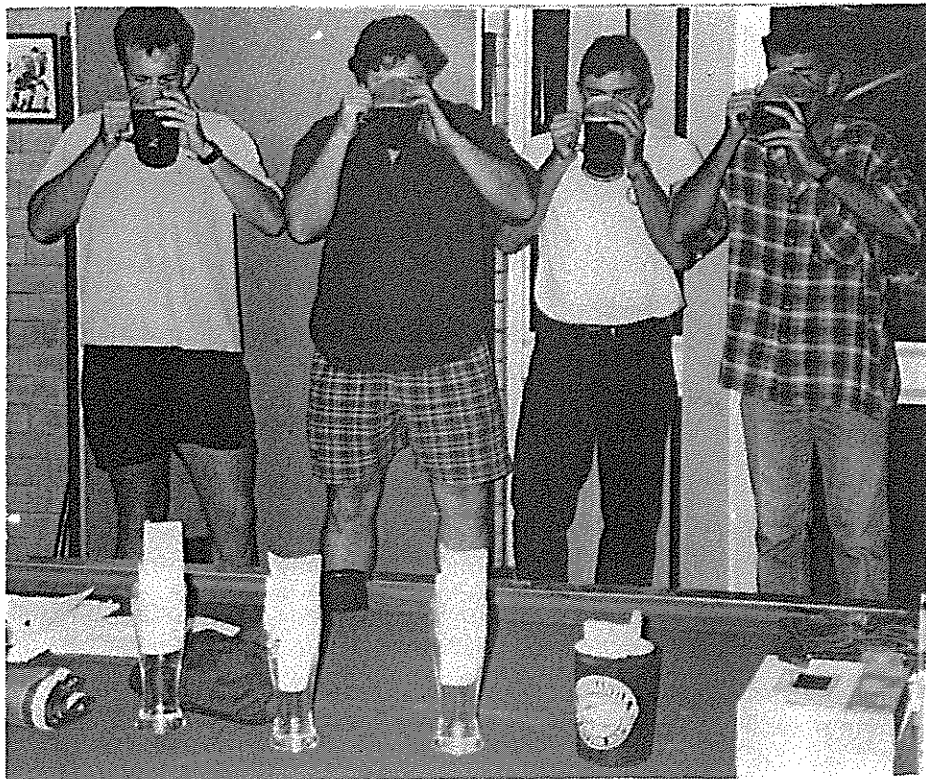
SIRs

Batting

| | | |
|--------------------|--------|---------------------|
| Mike Kapiteyn | 108 | versus Mosman Park |
| Mike Kapiteyn | 105 no | versus Whitfords |
| Stefan Perer | 124 | versus Wembley |
| Greg Pennefather | 129 | versus Whitfords |
| Shane Berzinski | 118 | versus Whitfords |
| Greg Harrison-Ward | 101 no | versus Shenton Park |
| Tyrone Murphy | 114 | versus Curtin Uni |
| Brendon Tribbeck | 106 no | versus MNOB |
| Brendon Tribbeck | 101 no | versus Bentley |

Bowling

| | | |
|----------------|----------|----------------------|
| Ian Williamson | 7/40 | versus Dianella/Alex |
| Val Steenholdt | 8/88 | versus Victoria Park |
| Stuart Rankin | 11/45 | versus Nollamara |
| Lee McIntosh | 8/27 | versus Balcatta |
| Steve Doble | 10/46 | versus Girrawheen |
| Glen Wright | Hattrick | versus Doubleview |



Four Centuries on One Day

Mike Kapiteyn (105 no),Greg Pennefather (129),Shane Berzinski (118),Tyrone Murphy(114)

It has been my privilege this season to lead the Applecross 1st XI, in what is now in the records as it's most successful season - making the 1st Grade finals for the first time.

During the pre-season there was much talk of the number of players which had left the Club and the need to recruit new players to bolster the strength of the 1st XI. As it transpired there was no influx of new players and so the strength had to be found within the Club.

As a newcomer, performance on the training track were seen by me in terms only of ability or potential and were not tainted by last's years grades or reputations. This meant I was lucky enough to have a 1st XI training squad of around 50 players. The resulting announcement of the team to play the first fixture raised a few eyebrows as many former 2nd XI players and the odd 7th or 8th grader were given their chance. It is probably fair to say that while the Club held high hopes for it's 1st XI, after seeing the team on paper, few really believed it would be a good year. The team were keen to prove them wrong.

After an easy win in round 1, the side was soon put to the test against South Perth in round 2. The guys passed the test with flying colours in a see-sawing match, as we gained an unlikely tie from the last ball. Coming back from 6 for 98 to reach 9 for 286 gave the side what it had lacked previously - self confidence and the belief that they were capable of fighting out of any situation. With this new weapon in the Applecross armoury the following close games became wins instead of losses and as the season progressed the team went into every game knowing that they not only could, but should win. The regular season ended as it began with a century from Mike Kapiteyn to ensure a place in the finals.

The team which played Whitfords in round 11 in many ways bore little resemblance to the side which played in round 1. The names had changed very little but the players now formed a team which had a hunger for success and a belief they could achieve it. I have no hesitation in saying that at that point we were the best team in the competition. The only thing that this team now lacked was final's experience. This weighed against us in the final but I feel the side still played exceptionally well, outplaying the opposition for 3 of the 4 sessions and in all facets apart from the brittle batting display. This along with a fair share of bad luck on a number of fronts cost us the match and probably a deserved flag.

Applecross Cricket Club can take great pride in itself for it's performance this year and take heart in the fact that the predominantly home grown and very young 1st XI matured and learnt much in a few short games.

The season resulted not only on the Club's first 1st grade finals appearance but the transition of several players into 1st grade players of real quality. The experience gained from a hard fought final will be invaluable in our efforts to go that one step further next year. As too will that sinking feeling of defeat on the hill at Nedlands, and the desire to never feel that way again.

On a personal note, to all who played under me, many thanks for your superb efforts. You have all gained my respect as I'm sure you have from the rest of the Club. Special thanks to the more senior players for your assistance on the field - it always helps to have many pairs of eyes and lots of ideas when captaining. Thanks also to the entire Club for your support throughout the season, I only hope I can repay you with a flag next year.



1st Grade 1994/95

Back Row: Brad Weir, Robert Pulley, Brad Favas, Ian Williamson, Richard Mulroney, Greg Oldfield.


Front Row: Gordon Webster, Stefan Perer, Brian Bilton (Captain), Mike Kapiteyn, Doug Stirling. Absent: Lee McIntosh

What a season, finishing 5th by one point and losing only 3 games (at home) and winning one more game than the team that finished fourth, but that's cricket.

We had a top season with some outstanding performances especially our bowling. Ian Williamson (17 wickets), Val Steenholdt (32 wickets), Brian McKenzie, Brett McGregor and Rob Littlejohn all had good seasons. Ian Williamson and Val Steenholdt both became 'Sirs' of the Club with performances of 7/44 and 8/88 respectively.

Our batting was lead by Kevin Miles (347 runs at 30) and Gordon Webster (237 runs at 47.4) with Rob Littlejohn and Tom Morgan showing quality. All players batted well throughout the season, showing great fight. Russell Kingdon showed great desire to win, helping win two games. It was a top team to play in this year, winning all those close game in a very tough grade.

I thank all team members greatly for their support and hope some young players can step up to this level in future, I thank Stu Rankin, my wife Lorraine and the Committee and look forward to next season, just as a player, watch out A Grade !



3rd Grade 1994/95

Back Row: Matt Halliday, Ian Williamson, Brian McKenzie, Andy Banks, Kevin Miles, Russell Kingdon.

Front Row: Brett McGregor, Brad Weir, Val Steenholdt (Captain), George Prince, Tom Morgan.

The season started with everyone having high expectations after reaching the grand final the previous season. The first half of the season proved to be mediocre with a few close matches being lost and a few outright opportunities missed. This could be explained by the fact that the composition of side was quite unstable due to the personal commitments of several players in the top three sides. I don't think any more than 5 players would have been in the side for all of the matches leading up to Christmas.

After Christmas was a different story. Even though there were no stars, the team played well together and won every game in the new year. This was a terrific performance for a team in its first season in 6th grade. And we were very unfortunate not making it into the finals - eventually finishing in a creditable 6th place. The only things lacking in the team were consistent performers and sometimes a lack of ability to finish the job (there were a couple of outright wins we should have got.)

Some of the more notable performances for the season were a couple of Ben Kingston's innings before Christmas especially the 61 he made and as always his keeping was superb. Big Russ played a few of his typically dour innings and made a 40 odd and a couple of 30's often getting us out of trouble (or almost). Late in the season Big Al Field really hit his straps after indifferent early season form and took 16 wickets in the last 3 games. Shane Berzinski was a great find as the into the wind outswing bowler and took 6/67 against South Perth (Big Russ taking three catches). Against Whitfords in the last game of the season he scored 118 in a Club and Association record partnership of 238 with myself. His innings included moving from 39 to 100 in 13 scoring shots - an awesome display. I was happy to finish the season with a century (129) in that same game against Whitfords.



Back Row: Ryan Greenwell, Paul Sutton-Mattocks, Nick Ashbrook, George Prince, Burt Baetson, Brett McGregor.
Front Row: Steve Melville, Angus Castley, Greg Pennefather (Captain), Jason Markwart, Al Field. Absent: Shane Berzinski

By the end of the season the home and away games resulted in 7 wins and 4 losses, and it was no coincidence that the side won its last 4 games with basically the same side, but early in the season player changes were substantial.

35 players were used to get through the season !

After finishing 3rd there was an expectation that the side was strong enough to win the premiership. This was not to be and Murdoch University won the semi-final by some very fine bowling, restricting Applecross to 172 runs, Murdoch's batting, although not convincing was strong enough to win the game with 7 wickets down. And so the season finished.

The highlights of the season were:

- Game 2 versus Shenton Park Andrew Sproul and Greg Harrison-Ward score 154 to set ACC record 5th wicket batting partnership record.

Burt Baetsen came of age as a spinner and took a match winning 5/54
- Game 5 versus Whitfords Lee McIntosh scored 41no and 53 in a losing side.

Mark Anderson and Rob Mulroney return to the club.
- Game 6 versus MNOB Mark Anderson's swashbuckling innings of 67 sets up victory.
- Game 7 versus Bedford Gary Leask's excellent innings of 81no and bowling of 3/34.

Stuart Rankin returns to the playing ranks.
- Game 8 versus Balcatta Lee McIntosh careered into Balcatta's batsmen to take 8/27.

Shane Bezinski took 5/51 in second innings.
- Game 9 versus Nollamara Outstanding spin bowling by Stu Rankin to take match figures of 11/45.


Des Carruthers 6 catches for the match.

- Game 10 versus Melville Chasing 215 runs a great victory to Applecross led by Des Carruthers 59 runs.
- Semi Final versus Murdoch John Scarff's 64 runs the backbone of the innings.

Congratulations to Des Carruthers with an extremely consistent batting season with not one score below 10 and an average in excess of 30. Des's wicket keeping was also very consistent with 23 catches and 2 stumpings for the season. Stu Rankin's 22 wickets from 5 games and Ryan Greenwell's improved batting where other highlights.

Rob Mulroney proved that he can be 'once again' a match winner for the Club providing he puts in a hard pre season. Mark Anderson showed he is a very talented batsman who will improve his run scoring threefold when he learns not to give his wicket away.

I think the disappointing aspect from this year was that the Club does not have the depth that it would like. All bowlers in the Club have to learn the discipline of bowling at the stumps on a good length. This can only come from a more disciplined and thorough approach at training. A large number of the lower grade batsmen did not appear to have improved over the last two seasons and the Club has a responsibility, by coaching these players to improve their game.



7th Grade 1994/95


- Back Row:** Ryan Greenwell, Ben Barker, Ron Kang.
- Front Row:** John Scarff, Garry Leask, Greg Harrison-Ward (Captain), Stuart Rankin.
- Absent:** Mark Anderson, Robert Mulroney, Des Carruthers, Andrew Sproul.

After a great 5 to 1 win loss record in the first half of the season our side faulted badly in the second half to lose three games and only win two hence us finishing fifth on the ladder. We finished on a high though, scoring our second 200+ score for the season in the last game, the type of score we needed more often. It is disappointing to say that after great bowling and fielding efforts by the entire team, our batsmen failed with the tail being the only resistance.

Tyrone Murphy was the only player to score well with one century, an aggregate of 382, and an average of 34.72. No other player scored over 200 runs for the season although Richard Campbell did well as keeper/batsman scoring 179 from 9 games, Dale Tribbeck performed well as our second keeper.

Mid season we conceded two outright losses to teams below us on the ladder. It was this and 4 scores below 100 for the season that cost us the points necessary to appear in the finals. We realised all to late that in 72 over cricket we must bat with more responsibility to build an innings and consolidate after losing early wickets. All players are to be commended for their fielding and on-ground conduct during the season, as are those who attended training regularly.

Unfortunately I am leaving Perth to move to Sydney and don't know if or when I'll be back, such a shame as I enjoy the Club so much and believe it will work hard to match elsewhere. Best of luck to eighth grade and all at Applecross Cricket Club in 1995/96.



8th Grade 1994/95

Back Row: Richard Campbell, Greg Lindsay, Vince Stackpole, Ron Kang, Glen Wright.
Front Row: Neil Watt, Brad Millane, Steve Doble (Captain), Tyrone Murphy, Dale Tribbeck.

The 1994/95 season was my first year at Applecross and after being at other Clubs this has definitely been the best, both on and off the field. It was also my first time as captain of a side and I'd like to thank Russell for the opportunity and then support throughout the year.

Before the season began there were high expectations of the 9th Grade side to do well after their success the previous season. After 13 games Applecross was the only undefeated side in the competition and it appeared that these expectations had been reached. Combined with last seasons run the 9th grade had won 23 games in a row, a phenomenal effort considering that anything can happen in a one-day game. The following game against Whitfords, a battle for top spot, proved to be the highlight of the season. Whitfords batted first and made 146 and in early reply Applecross fell 1 run short after the last ball. It was one of the best games of cricket I have played in.

It was therefore disappointing that we couldn't set up another showdown with Whitfords in the final after losing the next two games, losing to Nollamara and then to Doubleview in the first final.

Obviously Brendon Tribbeck, winning both the batting and batting awards was the outstanding player of the season but was well supported by others such as Mark Smith and Mick Biggins with the ball and Craig Campbell behind the stumps. Yet the 9th grade success was due to the efforts of all the players, especially in the field. Out of the 15 games played we fielded first 13 times, won 10 and never chased more than 150 runs. In my opinion, we were the best fielding side in the competition and the three loses could be attributed to some inconsistent batting.

I believe that there are several players including Brendon Tribbeck, Justin Vance and Scott Thompson that certainly have the ability to play further up the grades which can only benefit the Club next season. Personally I'd like to thank all those that have made my time at Applecross most rewarding and enjoyable and I look forward to playing again next season.



9th Grade 1994/95

Back Row: Paul Camparner, Peter Slater, Brendon Tribbeck, Craig Campbell, Jackson Hunt.
Front Row: Mick Biggins, Justin Vance, Sam Morley (Captain), Mark Smith, Brett Shortland.

Club Trip - 1994/95 - Fairbridge

Angus Castley

The annual Applecross Cricket Club Trip was as always the highlight of the year for many of our more notorious players - their notoriety being further extended, as a result of the trip, to the areas of Pinjarra and Mandurah.

As usual the trip took place over the Labour Day long weekend and was capably organised by the ACC's resident Hawk lover (and Eagle hater) - Don Pulley. Don, who shall also be known as 'Mr Speaker' was as meticulous in his planning as Dunstall is with his hairstyle every week and organised that the trip be run on the theme of politics (his other great love). The location for the illustrious event was Fairbridge Farm in Pinjarra - quite appropriate for a group of rowdy pissheads (oops - I mean well groomed cricketers) to spend a weekend.

The trip got off to a fantastic start as no sooner had Mr Speaker collected the bus for the journey (on the night before departure) and parked it in his driveway, some enterprising thief stole it (and Capo's carton) so that getting to Fairbridge itself looked like being a major dilemma. Luckily enough a replacement bus was arranged and in the spirit of the theme of the trip everyone was allocated their appropriate portfolios. Some of those were, to name a few, Minister for Drawn Out Speeches, Minister for Leg Side Bowling, Minister for Greens etc and, as you can see these were appropriate portfolios for those concerned (although I will not tell who was who). Others, due to their actions on the trip managed to get themselves renamed - Minister for Lyle Lovatt Haircuts for instance whilst others tried to change their colour scheme - Minister for Greens should now be known as Minister for the Pink.

As usual on arrival on Saturday night we were a disorganised rabble and despite Don's best intentions and organisation made a complete debacle of Parliamentary Question Time (much like real politicians), but everyone got pissed or as politicians may do - inebriated.

Next morning was greeted by a huge country breakfast with all the usuals, bacon, eggs, snags, baked beans, cans of beer etc and then it was onto the sporting fields for the Oldies versus the Youngies games. Matches in basketball and soccer were certainly not highlights except for the performances of Lyle Lovatt and Jock (in soccer).

The highlight of the trip was of course the pub crawl. The Minister for Bald Heads graciously took the driving details and the unruly mob that we were ended up at the Peninsula Hotel. There we proceeded to take on all comers in pool etc but the more enterprising familiarised themselves with the local females - and very familiar did they become using the age old method of 'get her pissed and'. Those who were successful shall remain nameless but the Minister for Bald Heads was extremely grateful that the heavy duty shock absorbers in the vehicle had not been damaged prior to the journey home.

After the conquest of a few some likely ladies felt that they should accompany us back to our quarters however the Minister for Drawn Out Speeches, in his shortest diatribe ever, made it quite clear that these ladies should go forth and fornicate alone.

All in all the trip was its usual success and we all look forward to next season's instalment. Thanks to Don Pulley for his organisation and lack of assistance to me in compiling the list of names of the participants in the trip to assist with this report.

Attorney-General



Club Trip 1994/95 - Fairbridge

Steve Doble, Al Field, Brett McGregor, Ryan Greenwell, Greg Oldfield, Brad Weir, Jason Markwart, Brad Favas, Ken McPherson, Jock McPherson.

1994/95 Highest Wicket Partnerships

| WICKET | BATSMAN | RUNS | VERSUS | GRADE |
|---------|----------------------------------|------|---------------|-------|
| First | Tyrone Murphy/Steve Melville | 154 | Curtin Uni | 8 |
| Second | Justin Vance/Paul Campagner | 115 | Curtin Uni | 9 |
| Third | Gordon Webster/Kevin Miles | 147 | Mosman Park | 3 |
| Fourth | Brendon Tribbeck/Andrew Johnson | 102 | Bentley | 9 |
| Fifth | Greg Harrison Ward/Andrew Sproul | 154 | Shenton Park | 7 |
| Sixth | Matt Campbell/Russell Kingdon | 101 | MNOB | 6 |
| Seventh | Greg Pennefather/Shane Berzinski | 232* | Whitfords | 6 |
| Eighth | Val Steenholdt/Ben Kingston | 81 | Victoria Park | 3 |
| Ninth | Jason Markwart/Ryan Greenwell | 62 | Victoria Park | 6 |
| Tenth | Troy Kinnane/Brad Favas | 57 | South Perth | 1 |

* Association Record Partnership



Game Tying Partnership


Brad Favas and Troy
Kinnane
57 versus South Perth for
10th Wicket in 1st Grade

Club Record Partnerships

| WICKET | BATSMAN | RUNS | VERSUS | GRADE | SEASON |
|----------------|---|-------------|---------------------|----------|--------------|
| First | John Speering/Dave Higginson | 164 | North Perth | 5 | 80/81 |
| Second | Rob Wilton/Ron Kang | 195* | Murdoch Uni | 9 | 93/94 |
| Third | Mike Kapiteyn/Lee McIntosh | 174* | Bassendean | 8 | 93/94 |
| Fourth | Greg Pennefather/Brad Weir | 238* | Doubleview | 7 | 93/94 |
| Fifth | Greg Harrison Ward/Andrew Sproul | 154 | Shenton Park | 7 | 94/95 |
| Sixth | Matt Campbell/Russell Kingdon | 101 | MNOB | 6 | 94/95 |
| Seventh | Greg Pennefather/Shane Berzinski | 232* | Whitfords | 6 | 94/95 |
| Eighth | Phil Martin/Andrew Sproul | 119* | John 23rd | 8 | 83/84 |
| Ninth | Alex Weir/Rob Pulley | 138* | Mosman Park | 5 | 84/85 |
| Tenth | Rob Pulley/Val Steenholdt | 69 | Maccabi | 3 | 85/86 |

1994/95 Additions

* Association Record Partnership



Club and Association Record Partnership

Greg Pennefather and
Shane Berzinski

232 versus Whitfords 6th
Grade 7th Wicket

1994-95 Statistics

| 1st Grade | BOWLING | | | | | | | | | | BATTING | | | | | FIELDING | | |
|------------------|---------|-------|-------|------|------|-------|------|------|-------|-----|---------|------|------|-------|-----|----------|----|-------|
| | Name | Games | Overs | Wkts | Runs | Ave | BB | S/WI | 10/WM | H/T | Inn | Outs | Runs | Ave | HS | Catch | RO | Stump |
| Brian Bilton | 12 | 2 | | 33 | 606 | 18.36 | 5/87 | | | | 16 | 16 | 443 | 27.69 | 71 | 25 | 1 | 3 |
| Brad Favas | 12 | 221.4 | | | | | | 1 | | | 12 | 5 | 94 | 18.80 | 33 | | | |
| Matt Halliday | 3 | | | | | | | | | | 3 | 3 | 30 | 10.00 | 24 | 1 | | |
| Mike Kapiteyn | 12 | 1 | | | 7 | | | | | | 16 | 14 | 388 | 27.71 | 108 | 8 | | |
| Tom Morgan | 5 | 15 | | 2 | 50 | 25.00 | 1/3 | | | | 7 | 6 | 70 | 11.67 | 19 | 1 | | |
| Richard Mulroney | 11 | 100 | | 6 | 331 | 55.17 | 3/59 | | | | 11 | 10 | 259 | 25.90 | 47 | 4 | | |
| Lee McIntosh | 5 | 71 | | 10 | 202 | 20.20 | 5/54 | 1 | | | 5 | 5 | 110 | 22.00 | 34 | 2 | | |
| Greg Oldfield | 12 | 1 | | | 17 | | | | | | 16 | 12 | 362 | 30.17 | 87 | 6 | 1 | |
| Stefan Perer | 12 | 4 | | | 16 | | | | | | 14 | 13 | 568 | 43.69 | 124 | 3 | 1 | |
| Rob Pulley | 12 | 188.2 | | 25 | 554 | 22.16 | 4/25 | | | | 12 | 12 | 143 | 11.92 | 25 | 7 | | |
| Doug Stirling | 11 | 20.4 | | 1 | 81 | 81.00 | 1/19 | | | | 13 | 12 | 157 | 13.08 | 41 | 6 | | |
| Gordon Webster | 7 | 2 | | 1 | 14 | 14.00 | 1/14 | | | | 8 | 8 | 90 | 11.25 | 35 | 3 | | |
| Brad Weir | 6 | 66.1 | | 8 | 185 | 23.13 | 3/29 | | | | 6 | 3 | 43 | 14.33 | 12 | 3 | | |
| Ian Williamson | 7 | 103 | | 14 | 292 | 20.86 | 5/33 | 1 | | | 7 | 5 | 42 | 8.40 | 13 | 3 | | |
| Troy Kinnane | 4 | 65 | | 8 | 201 | 25.13 | 2/26 | | | | 4 | 3 | 38 | 12.67 | 31 | | | |

| 3rd Grade | BOWLING | | | | | | | | | | BATTING | | | | | | | | | | FIELDING | | |
|-----------------|---------|-------|-------|------|--------|------|----|------|-------|-----|---------|------|------|-------|----|-------|----|-------|--|--|----------|--|--|
| | Name | Games | Overs | Wkts | Runs | Ave | BB | 5 Wt | 10 WM | E/T | Inn | Outs | Runs | Ave | HS | Catch | RO | Stump | | | | | |
| Nick Ashbrook | 5 | 27 | 3 | 66 | 22.00 | 1/9 | | | | | 5 | 2 | 32 | 16.00 | 16 | | | | | | | | |
| Andrew Banks | 5 | 64 | 3 | 156 | 52.00 | 2/18 | | | | | 6 | 4 | 54 | 13.50 | 22 | 4 | 1 | | | | | | |
| Shane Berzinski | 1 | 7 | 1 | 20 | 20.00 | 1/20 | | | | | 1 | 1 | 5 | 5.00 | 5 | 2 | | | | | | | |
| Matt Halliday | 8 | 1 | | 3 | | | | | | | 9 | 9 | 140 | 15.56 | 40 | 2 | | | | | | | |
| Russell Kingdon | 8 | 1 | | 2 | | | | | | | 9 | 7 | 97 | 13.86 | 35 | 1 | | | | | | | |
| Ben Kingston | 7 | | | | | | | | | | 8 | 7 | 72 | 10.29 | 31 | 14 | 2 | 3 | | | | | |
| Rod Littlejohn | 4 | 72 | 9 | 203 | 22.55 | 5/75 | 1 | | | | 6 | 6 | 129 | 21.50 | 47 | 4 | | | | | | | |
| Brett McGregor | 8 | 79 | 14 | 168 | 14.00 | 6/37 | 1 | | | | 6 | 4 | 55 | 13.75 | 26 | 2 | | | | | | | |
| Lee McIntosh | 1 | | | | | | | | | | 1 | 1 | 39 | 39.00 | 39 | | | | | | | | |
| Brian McKenzie | 5 | 110 | 18 | 234 | 13.00 | 4/25 | | | | | 7 | 6 | 29 | 4.83 | 12 | | | | | | | | |
| Ken McPherson | 2 | | | | | | | | | | 3 | 3 | 27 | 9.00 | 22 | | | | | | | | |
| Steve Melville | 3 | | | | | | | | | | 4 | 3 | 14 | 4.67 | 7 | 2 | | | | | | | |
| Kevin Miles | 11 | 1 | | 5 | | | | | | | 14 | 12 | 337 | 28.08 | 74 | 7 | 1 | | | | | | |
| Tom Morgan | 6 | | | | | | | | | | 8 | 7 | 172 | 24.57 | 65 | 4 | | | | | | | |
| George Prince | 7 | | | | | | | | | | 8 | 6 | 113 | 18.83 | 39 | 13 | 2 | 2 | | | | | |
| Simon Shalders | 10 | | | | | | | | | | 13 | 12 | 259 | 21.58 | 69 | 2 | | | | | | | |
| Val Steenholdt | 11 | 198 | 32 | 632 | 19.75 | 8/88 | 3 | | | | 13 | 9 | 168 | 18.67 | 51 | 3 | | | | | | | |
| Eric Taylor | 4 | 58 | 6 | 156 | 23.16 | 3/38 | | | | | 4 | 3 | 40 | 13.33 | 30 | 4 | | | | | | | |
| Gordon Webster | 5 | 2 | 1 | 1 | 1.00 | 1/1 | | | | | 7 | 5 | 237 | 47.40 | 78 | 3 | | | | | | | |
| Brad Weir | 4 | 33 | 1 | 101 | 101.00 | 1/45 | | | | | 4 | 3 | 72 | 24.00 | 36 | | | | | | | | |
| Ian Williamson | 4 | 59 | 17 | 148 | 8.70 | 7/40 | 1 | | | | 5 | 4 | 61 | 15.25 | 21 | | | | | | | | |

1994-95 Statistics

| 6th Grade | BOWLING | | | | | | | | | | BATTING | | | | | FIELDING | | |
|------------------|---------|-------|-------|------|-------|------|----|-----|------|-----|---------|------|------|-------|-----|----------|----|-------|
| | Name | Games | Overs | Wkts | Runs | Ave | BB | 5/W | 10/W | H/T | Inn | Outs | Runs | Ave | HS | Catch | RO | Stump |
| Nick Ashbrook | 4 | 74 | 6 | 182 | 30.33 | 2/26 | | | | | 4 | 1 | 7 | 7.00 | 7 | | | 1 |
| Ben Barker | 3 | | | | | | | | | | 5 | 4 | 35 | 8.75 | 26 | 2 | | |
| Burt Baetson | 6 | 80 | 17 | 236 | 13.88 | 5/23 | 2 | | | | 7 | 5 | 76 | 15.20 | 26 | | | |
| Shane Berzinski | 2 | 44 | 11 | 147 | 13.36 | 6/67 | 1 | | | | 2 | 2 | 133 | 66.50 | 118 | | | |
| Andrew Banks | 3 | 61 | 13 | 141 | 10.85 | 6/31 | 1 | | | | 3 | 2 | 63 | 31.50 | 35 | 1 | | |
| Matt Campbell | 6 | 3 | | 17 | | | | | | | 8 | 8 | 107 | 13.38 | 71 | 1 | | |
| Angus Castley | 8 | 40 | 6 | 152 | 25.33 | 2/11 | | | | | 9 | 9 | 107 | 11.89 | 27 | 6 | | |
| Al Field | 9 | 125 | 22 | 311 | 14.14 | 6/28 | 2 | | | | 10 | 9 | 78 | 8.67 | 23 | | | |
| Trevor Goddard | 1 | | | | | | | | | | 1 | 1 | 36 | 36.00 | 36 | | | |
| Ryan Greenwell | 6 | 65 | 6 | 124 | 20.67 | 3/13 | | | | | 8 | 7 | 109 | 15.57 | 33 | 3 | | |
| Russell Kingdon | 2 | | | | | | | | | | 2 | 2 | 76 | 38.00 | 47 | 3 | | |
| Ben Kingston | 3 | | | | | | | | | | 3 | 3 | 88 | 29.33 | 61 | 1 | | |
| Gary Leask | 1 | 7 | 1 | 21 | 21.00 | 1/21 | | | | | 2 | 2 | 1 | 0.50 | 1 | 1 | | |
| Jason Markwart | 4 | 10 | 2 | 22 | 11.00 | 2/22 | | | | | 4 | 3 | 64 | 21.33 | 43 | 5 | | |
| Steve Melville | 6 | | | | | | | | | | 6 | 5 | 64 | 12.80 | 17 | | 1 | |
| Ken MacPherson | 7 | 23 | 4 | 72 | 18.00 | 2/32 | | | | | 7 | 7 | 182 | 26.00 | 55 | 3 | 1 | |
| Brian McKenzie | 3 | 54 | 12 | 170 | 14.16 | 6/61 | 1 | | | | 4 | 3 | 55 | 18.33 | 30 | | | |
| Brett McGregor | 1 | 11 | 1 | 50 | 50.00 | 1/50 | | | | | 1 | | 9 | | | | | |
| Greg Pennefather | 9 | 29 | 4 | 116 | 29.00 | 2/41 | | | | | 10 | 9 | 298 | 33.11 | 129 | 7 | | |
| George Prince | 3 | | | | | | | | | | 3 | 3 | 34 | 11.33 | 21 | 2 | | |
| Tim Quaid | 3 | 5 | 1 | 11 | 11.00 | 1/11 | | | | | 3 | 1 | 40 | 40.00 | 17 | 1 | | |
| Paul Sutton | 7 | | | | | | | | | | 8 | 8 | 160 | 20.00 | 69 | 2 | | |
| Andrew Sproul | 5 | 4 | 1 | 22 | 22.00 | | | | | | 7 | 5 | 91 | 18.20 | 24 | 1 | 1 | |
| Brad Weir | 1 | 22 | 1 | 32 | 32.00 | | | | | | 1 | 1 | 4 | 4.00 | 4 | | | |

1994-95 Statistics

| 7th Grade | BOWLING | | | | | | | | | | BATTING | | | | | FIELDING | | |
|--------------------|---------|-------|-------|-----|-------|-------|------|------|-------|-----|---------|------|------|-------|-----|----------|----|-------|
| | Name | Games | Overs | Wks | Runs | Ave | BB | 5 WI | 10 WM | H/T | Inn | Outs | Runs | Ave | HS | Catch | RO | Stump |
| Paul Sutton | 2 | | | | | | | | | | 1 | 1 | 37 | 37.00 | 37 | 1 | | |
| Ron Kang | 6 | 4 | 1 | 29 | 29.00 | 1/23 | | | | | 8 | 6 | 39 | 6.50 | 13 | 1 | | |
| Greg Harrison-Ward | 12 | 2 | | 2 | | | | | | | 10 | 8 | 333 | 41.63 | 101 | 6 | | |
| Des Carruthers | 12 | 4 | | 21 | | | | | | | 10 | 9 | 278 | 30.89 | 59 | 23 | 7 | 2 |
| Brendon Tribbeck | 1 | | | | | | | | | | | | | | | | | |
| Clint Hail | 2 | 6 | | 19 | | | | | | | | | | | | | | |
| Andrew Sproul | 5 | 2 | | 11 | | | | | | | 4 | 2 | 82 | 41.00 | 62 | 3 | | |
| Jason Markwart | 2 | 4 | | 4 | | | | | | | 1 | 1 | 2 | 2.00 | 2 | 1 | | |
| Gary Leask | 10 | 85.3 | 12 | 278 | 23.20 | 3/25 | | | | | 9 | 7 | 188 | 26.86 | 81 | | | |
| Pat O'Dwyer | 3 | 28 | | 5 | 22.00 | 2/29 | | | | | 2 | 1 | 1 | 1.00 | 1 | | | |
| Neil Watt | 3 | 11 | | 2 | 47 | 23.50 | 2/24 | | | | 3 | 3 | 26 | 8.67 | 23 | | | |
| John Scarff | 7 | 8 | | 2 | 19 | 9.50 | 2/13 | | | | 7 | 7 | 166 | 23.71 | 64 | | | |
| Doug Goddard | 1 | | | | | | | | | | 1 | 1 | 1 | 1.00 | 1 | | | |
| Burt Baetson | 2 | 22 | | 5 | 54 | 10.80 | 5/54 | 1 | | | 1 | 1 | 11 | 11.00 | 11 | | | |
| Tim Quaid | 4 | 18.1 | | 2 | 78 | 39.00 | 1/2 | | | | 5 | 5 | 78 | 15.60 | 25 | | | |
| Brad Ravenscroft | 2 | 27 | | 6 | 99 | 16.50 | 4/36 | | | | 1 | 1 | 2 | 2.00 | 2 | | | |
| Phillip Stotten | 1 | 3 | | | 14 | | | | | | 1 | 1 | 7 | 7.00 | 7 | | | |
| Lee McIntosh | 4 | 23.5 | | 15 | 86 | 5.73 | 8/27 | 2 | | | 5 | 4 | 154 | 38.50 | 53 | | | |
| Greg Lindsay | 2 | | | | | | | | | | 3 | 2 | 5 | 2.50 | 2 | | | |
| L Lindsay | 1 | | | | | | | | | | 1 | 1 | 9 | 9.00 | 9 | | | |
| Andrew Carruthers | 2 | 2 | | 1 | 18 | 18.00 | 1/18 | | | | 2 | 2 | 22 | 11.00 | 12 | | | |
| Glen Wright | 3 | 32 | | 2 | 136 | 68.00 | 1/27 | | | | 3 | 3 | 5 | 1.67 | 4 | | | |
| Ryan Greenwell | 5 | 50 | | 3 | 133 | 44.30 | 2/15 | | | | 6 | 6 | 173 | 28.83 | 68 | | | |
| Ben Barker | 5 | 1 | | | 6 | | | | | | 4 | 4 | 83 | 20.75 | 56 | | | |
| Mark Anderson | 8 | 76 | | 10 | 176 | 17.60 | 3/18 | | | | 9 | 9 | 207 | 23.00 | 67 | | | |
| Robert Mulroney | 8 | 84 | | 11 | 217 | 19.70 | 4/12 | | | | 9 | 8 | 166 | 20.75 | 47 | | | |
| Glen Warber | 3 | 25 | | 6 | 72 | 12.00 | 3/22 | | | | 3 | 3 | 15 | 5.00 | 8 | | | |
| Brian McKenzie | 1 | 22 | | 3 | 52 | 17.30 | 3/52 | | | | 1 | 1 | 17 | | 17 | | | |
| Stuart Rankin | 5 | 99.5 | | 22 | 228 | 10.36 | 6/19 | 3 | 1 | | 5 | 4 | 87 | 21.75 | 64 | | | |
| Brad Douglas | 1 | 3 | | 1 | 27 | 27.00 | 1/27 | | | | 1 | 1 | 0 | 0.00 | 0 | | | |
| Matt Campbell | 5 | | | | | | | | | | 4 | 3 | 25 | 8.33 | 18 | | | |
| Shane Berzinski | 1 | 27.2 | | 6 | 64 | 10.66 | 5/51 | 1 | | | 1 | 1 | 12 | 12.00 | 12 | | | |
| Ian Stevenson | 2 | 13 | | 2 | 26 | 13.00 | 2/21 | | | | 1 | 1 | 2 | 2.00 | 2 | | | |
| Russell Kingdon | 1 | | | | | | | | | | 1 | 1 | 39 | 39.00 | 39 | | | |
| Greg Preston | 1 | 4 | | | 25 | | | | | | 2 | 1 | 18 | 18.00 | 11 | | | |

1994-95 Statistics

| 8th Grade | BOWLING | | | | | | | | | | | BATTING | | | | | FIELDING | | |
|------------------|---------|-------|-------|------|-------|------|----|-----|--------|-----|-----|---------|------|-------|-----|-------|----------|-------|--|
| | Name | Games | Overs | Wkts | Runs | Ave | BB | S/W | 10/W/M | H/T | Inn | Outs | Runs | Ave | HS | Catch | RO | Stump | |
| Vince Stackpole | 10 | 3 | 0 | 13 | | | | | | | 15 | 14 | 124 | 8.86 | 44 | 2 | 2 | | |
| Steve Doble | 11 | 178 | 41 | 465 | 11.34 | 6/32 | 2 | 1 | | | 16 | 15 | 135 | 9.00 | 27 | 4 | 4 | | |
| Richard Campbell | 9 | 2 | 0 | 3 | | | | | | | 12 | 11 | 179 | 16.27 | 35 | 10 | 2 | 2 | |
| Craig Campbell | 1 | 0 | 0 | 0 | | | | | | | 1 | 1 | 16 | 16.00 | 16 | | | | |
| Tyrone Murphy | 10 | 32 | 3 | 89 | 29.67 | 1/9 | | | | | 13 | 11 | 382 | 34.72 | 114 | 5 | | | |
| Craig Spencer | 3 | 6 | 0 | 18 | | | | | | | 5 | 4 | 16 | 4.00 | 11 | | | | |
| Brad Millane | 11 | 5 | 0 | 15 | | | | | | | 14 | 11 | 136 | 12.36 | 37 | 4 | 1 | | |
| Brett Shortland | 4 | 4 | 0 | 7 | | | | | | | 6 | 6 | 52 | 4.17 | 14 | 1 | | | |
| Glen Wright | 8 | 151 | 29 | 427 | 14.72 | 5/43 | 2 | | 1 | | 9 | 7 | 109 | 15.57 | 36 | 1 | 2 | | |
| Dale Tribbeck | 10 | 1 | 0 | 2 | | | | | | | 12 | 9 | 83 | 9.22 | 32 | 5 | 1 | | |
| Ian Brown | 1 | 0 | 0 | 0 | | | | | | | 1 | 1 | 4 | 4.00 | 4 | | | | |
| Greg Lindsay | 8 | 13 | 1 | 35 | 35.00 | 1/35 | | | | | 11 | 10 | 127 | 12.70 | 48 | 4 | | | |
| Ryan Ingram | 9 | 0 | 0 | 0 | | | | | | | 13 | 12 | 152 | 12.67 | 67 | 1 | 1 | | |
| Pat O'Dwyer | 1 | 18 | 2 | 39 | 19.50 | 2/38 | | | | | 1 | 1 | 7 | 7.00 | 7 | 1 | | | |
| Glen Warber | 2 | 39 | 9 | 118 | 13.11 | 3/21 | | | | | 3 | 1 | 37 | 37.00 | 30 | | | | |
| Neil Watt | 5 | 36.4 | 7 | 122 | 17.43 | 4/48 | | | | | 7 | 7 | 49 | 7.00 | 19 | 1 | | | |
| Clint Hall | 6 | 87 | 12 | 231 | 19.25 | 5/47 | 1 | | | | 7 | 3 | 16 | 5.33 | 6 | 4 | | | |
| Ben Warne | 2 | 11 | 1 | 32 | 32.00 | 1/32 | | | | | 3 | 2 | 0 | 0.00 | 0 | | | | |
| Ben Matthevs | 1 | 0 | 0 | 0 | | | | | | | 2 | 1 | 14 | 14.00 | 7 | | 1 | | |
| Scott Thompson | 1 | 11 | 0 | 26 | | | | | | | 1 | 1 | 15 | 15.00 | 15 | | | | |
| Ron Kang | 5 | 26.3 | 7 | 99 | 14.14 | 4/36 | | | | | 8 | 8 | 130 | 16.25 | 40 | 4 | | | |
| Steve Melville | 1 | 11 | 0 | 28 | | | | | | | 1 | 1 | 46 | 46.00 | 46 | 1 | | | |

1994-95 Statistics

| 9th Grade | | | | | | | | | | | | | | | | |
|------------------|---------|-------|-----|------|-------|------|------|---------|-----|-----|------|-------|-----|----|----------|----|
| Name | BOWLING | | | | | | | BATTING | | | | | | | FIELDING | |
| | Games | Overs | Wks | Runs | Ave | BB | S/WI | 10 W.M. | H/T | Inn | Oats | Runs | Ave | HS | Catch | RO |
| Brendon Tribbeck | 12 | 76 | 16 | 232 | 14.50 | 3/35 | | | 12 | 10 | 526 | 52.60 | 106 | 4 | 4 | |
| Gordon McPherson | | | | | | | | | 10 | 6 | 72 | 12.00 | 30 | 6 | | |
| Sam Morley | 15 | 62 | 5 | 207 | 41.40 | 2/6 | | | 13 | 11 | 361 | 32.82 | 69 | 17 | 3 | |
| Mark Smith | 12 | 84 | 13 | 197 | 15.15 | 3/10 | | | 11 | 10 | 151 | 15.10 | 41 | 3 | | |
| Mick Biggins | 12 | 76 | 14 | 266 | 19.00 | 2/14 | | | 6 | 5 | 30 | 6.00 | 13 | 2 | | |
| Justin Vance | 12 | 2 | 1 | 7 | 7.00 | 1/7 | | | 12 | 10 | 154 | 15.40 | 47 | | 1 | |
| Craig Campbell | | | | | | | | | 12 | 12 | 182 | 15.17 | 29 | 15 | 4 | |
| Paul Camparner | 9 | 56 | 8 | 189 | 23.62 | 1/10 | | | 9 | 9 | 180 | 20.00 | 46 | | 2 | |
| Scott Thompson | 12 | 35 | 7 | 145 | 20.71 | 2/31 | | | 10 | 8 | 90 | 11.25 | 31 | 8 | 2 | |
| Nick Jones | | | | | | | | | 1 | 1 | 77 | 77.00 | 77 | | 1 | |
| Murray Swanson | | | | | | | | | 2 | 1 | 0 | 0.00 | 0 | | | |
| Andrew Banks | 2 | 12 | 10 | 31 | 3.10 | 6/11 | 1 | | 2 | 2 | 48 | 24.00 | 41 | 1 | | |
| Andrew Johnson | 12 | 55 | 13 | 203 | 15.61 | 4/26 | | | 11 | 8 | 115 | 14.38 | 39 | 4 | | |
| Brett Shortland | 4 | 23 | 10 | 91 | 9.10 | 5/19 | 1 | | 4 | 4 | 33 | 8.25 | 16 | 1 | | |
| Ben Warne | | | | | | | | | 1 | 1 | 5 | 5.00 | 5 | | | |
| Danny Waterson | | | | | | | | | 2 | 1 | 6 | 6.00 | 5 | | | |
| Colin Spark | | | | | | | | | 1 | 1 | 1 | 1.00 | 1 | | | |
| Rob Wilton | 2 | 14 | 3 | 21 | 7.00 | 3/5 | | | 2 | 2 | 7 | 3.50 | 7 | | | |
| Andrew Sproul | | | | | | | | | 1 | 1 | 0 | 0.00 | 0 | | | |
| Angus Castley | 1 | 5 | 5 | 12 | 2.40 | 5/12 | 1 | | 1 | 1 | 3 | 3.00 | 3 | | | |
| Peter Slater | | | | | | | | | 3 | 2 | 30 | 15.00 | 14 | | | |
| Jackson Hunt | 11 | 6 | 2 | 48 | 24.00 | 2/48 | | | 10 | 9 | 125 | 13.89 | 51 | 2 | | |
| Leon D'Alton | | | | | | | | | 6 | 3 | 15 | 5.00 | 10 | 1 | | |